

February 21, 2012

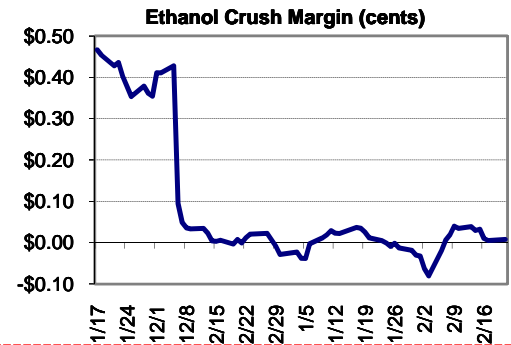
PM Calls: **Steady/Lower**

Reason: **Corn hit by Ag Forum expectations, feed grain profit-taking**

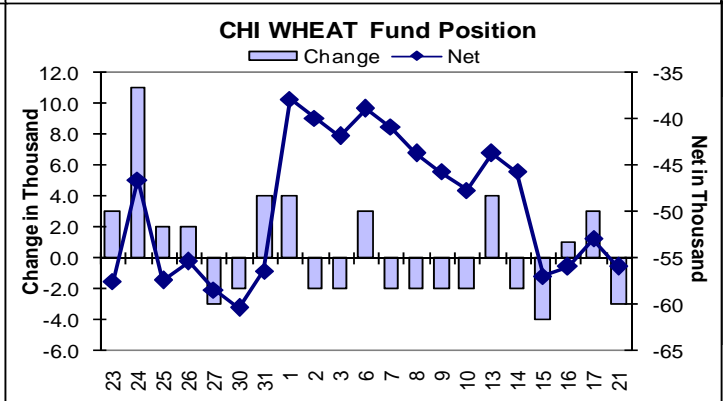
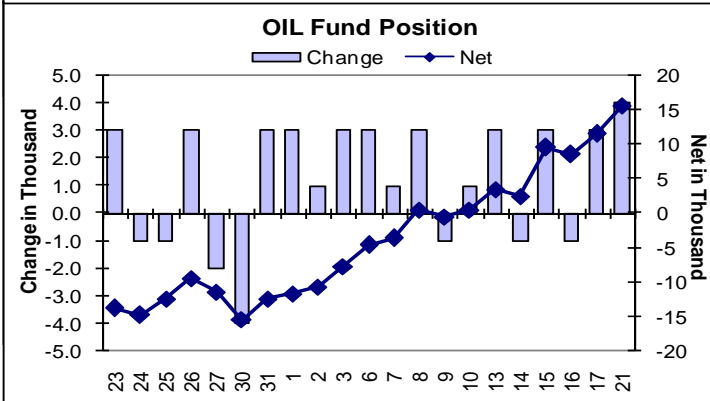
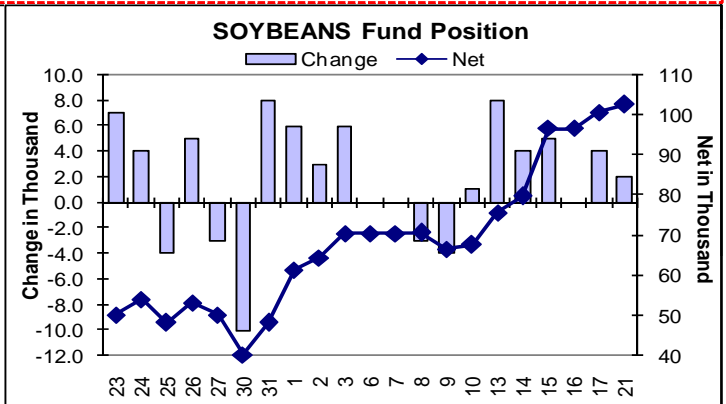
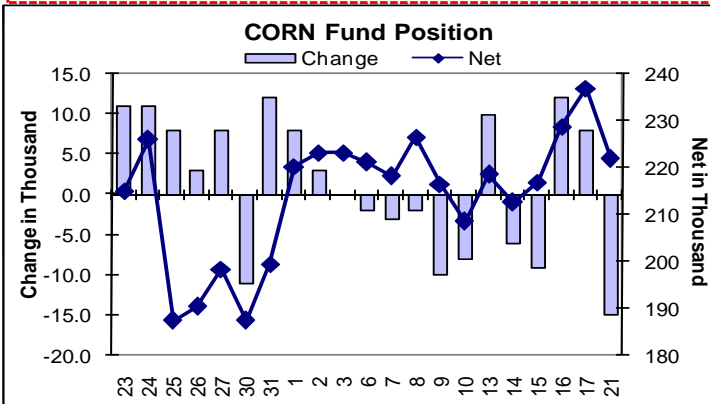
2/21	Close	Chg	% Chg	Daily High	Daily Low	Contract High	Contract Low
CH2	629.50	-12.25	-1.9 %	645.00	625.25	789.00	393.00
CK2	633.50	-11.75	-1.8 %	648.00	628.75	793.00	400.00
CZ2	563.75	-4.50	-0.8 %	571.50	559.50	673.50	386.75
SH2	1271.00	3.50	0.3 %	1276.00	1260.00	1475.75	931.00
SK2	1277.00	3.25	0.3 %	1282.25	1266.50	1468.50	961.00
WH2	633.00	-11.00	-1.7 %	648.75	623.50	994.75	577.25
WN2	651.50	-8.25	-1.3 %	665.00	640.00	957.50	613.00
MWH2	816.75	-5.50	-0.7 %	825.00	810.00	1055.75	595.50
KWH2	677.00	-12.50	-1.8 %	692.25	671.00	1030.25	590.75
SMH2	330.20	-2.30	-0.7 %	334.90	329.00	394.20	258.00
BOH2	54.06	0.66	1.2 %	54.25	53.34	60.79	41.40
CLH2	105.84	2.60	2.5 %	106.07	104.26	114.87	59.76
USD	79.01	-0.17	-0.2 %	79.26	78.80	82.05	74.76

Funds

Corn	224,841	Soyoil	15,543
Change	-12,000	Change	4,000
Beans	102,599	Chi. Wheat	-55,893
Change	2,000	Change	-3,000
Soymeal	1,901	KC Wheat	19,297
Change	-2,000	Change	-300



Late News: crude remains strong in late trade at \$2.25/bbl higher, dollar and Dow Jones down slightly.



INTL FCStone, Inc. and its affiliates assume no liability for the use of this information contained and expresses no solicitation to buy or sell futures, options on futures contracts, or OTC products. Commodity trading involves risks and past financial results are not necessarily indicative of future performance. Any hypothetical examples given are exactly that and no representation is being made that any person will or is likely to achieve profits or losses based on those examples. Reference to and discussion of OTC products are made solely on behalf of INTL Hanley, LLC. Reproduction without authorization is forbidden. All rights reserved.