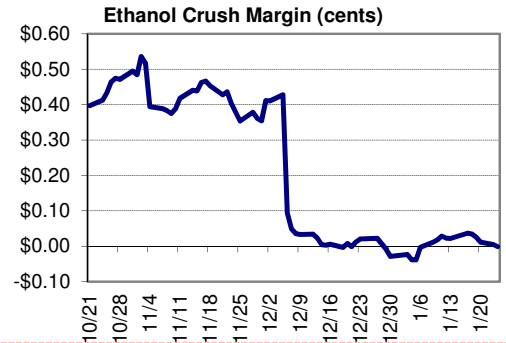


January 24, 2012

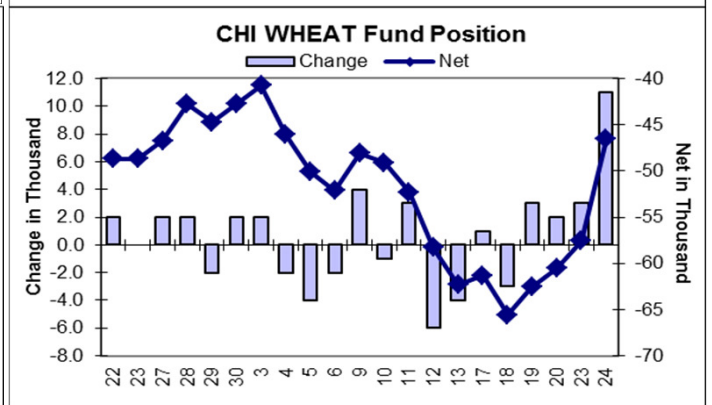
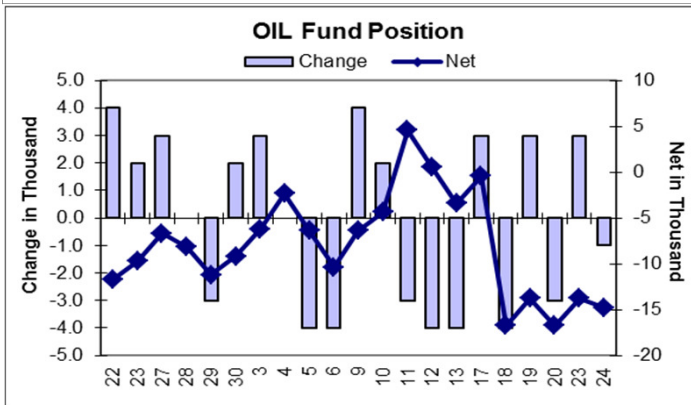
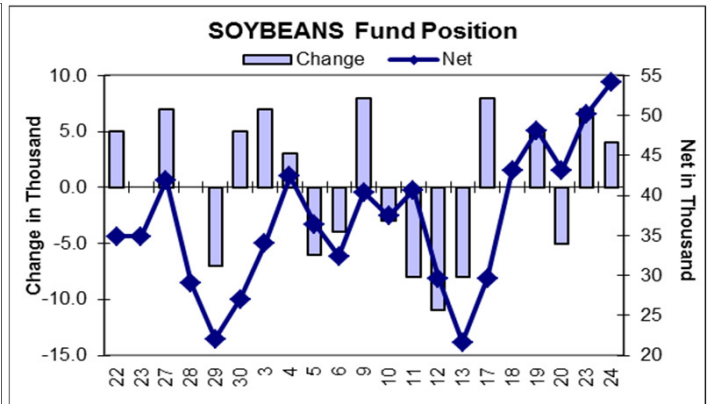
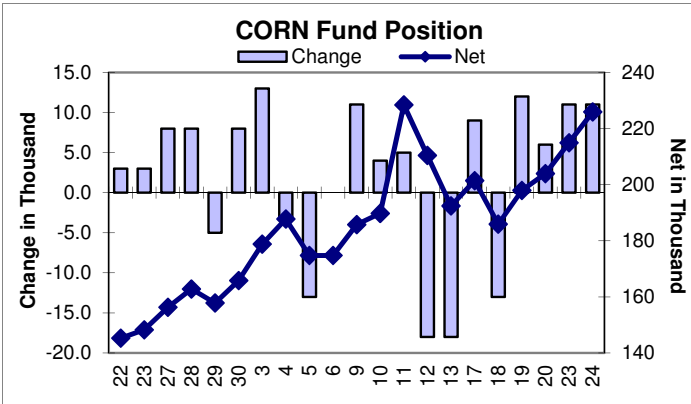
PM Calls: **Steady/higher** Reason: **Firm basis markets supportive but outside mkt concerns.**

1/24	Close	Chg	% Chg	Daily High	Daily Low	Contract High	Contract Low
CH2	630.25	10.25	1.7 %	636.00	614.50	789.00	393.00
CK2	635.25	9.50	1.5 %	640.50	620.50	793.00	400.00
CN2	638.50	8.75	1.4 %	644.00	624.50	795.00	399.00
SH2	1220.00	2.50	0.2 %	1229.50	1203.75	1475.75	931.00
SK2	1228.75	3.25	0.3 %	1238.00	1212.00	1468.50	961.00
WH2	633.50	13.75	2.2 %	638.00	614.00	994.75	577.25
WK2	650.75	13.00	2.0 %	652.25	632.50	992.75	597.50
MWH2	803.75	0.50	0.1 %	812.75	801.75	1055.75	595.50
KWH2	686.00	12.50	1.9 %	690.00	669.00	1030.25	590.75
SMH2	323.50	2.50	0.8 %	327.30	318.20	394.20	258.00
BOH2	51.35	-0.07	-0.1 %	51.59	51.00	60.79	41.40
CLH2	99.10	-0.48	-0.5 %	100.18	98.25	114.87	59.76
USD	79.85	0.07	0.1 %	80.18	79.64	82.05	74.76

Funds			
Corn	225,928	Soyoil	-14,753
Change	11,000	Change	-1,000
Beans	54,152	Chi. Wheat	-46,545
Change	4,000	Change	11,000
Soymeal	-11,330	KC Wheat	18,268
Change	2,000	Change	0



Late News: DJIA down 36 points, S&P500 down 1.47, and NASDAQ up 2.33 amid concerns over Greek debt crisis and IMF cuts global growth forecast. Crude falling over outside market concerns



INTL FCStone, Inc. and its affiliates assume no liability for the use of this information contained and expresses no solicitation to buy or sell futures, options on futures contracts, or OTC products. Commodity trading involves risks and past financial results are not necessarily indicative of future performance. Any hypothetical examples given are exactly that and no representation is being made that any person will or is likely to achieve profits or losses based on those examples. Reference to and discussion of OTC products are made solely on behalf of INTL Hanley, LLC. Reproduction without authorization is forbidden. All rights reserved.